GALANTAS GOLD

TSXV & AIM: GAL | OTCQB: GALKF

BUILDING A MID-TIER GOLD PRODUCER

OCTOBER 2026

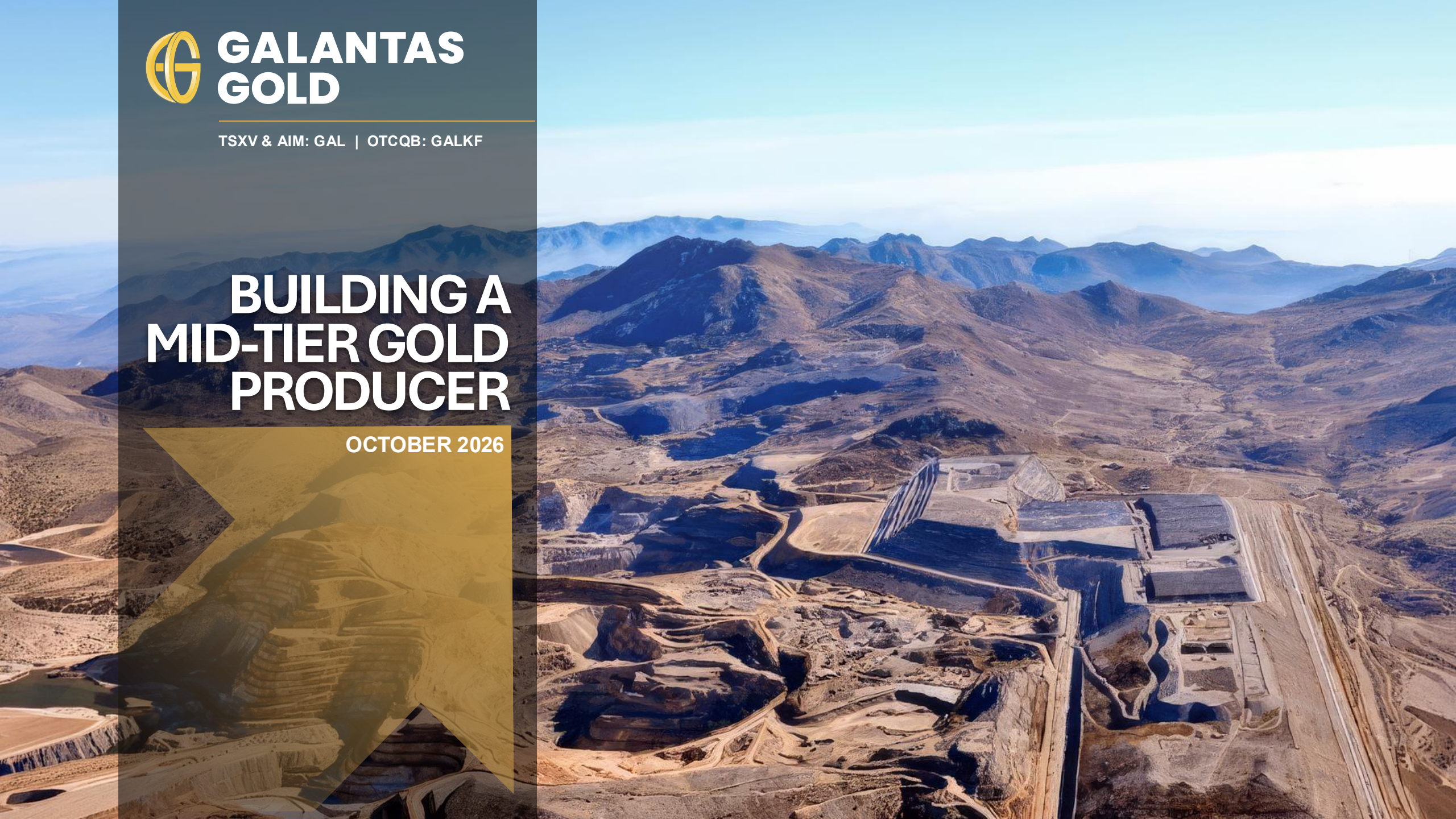

FORWARD-LOOKING STATEMENTS

Forward-looking statements relate to future events or the anticipated performance of Galantas Gold Corporation (the “Company”) expectations or beliefs regarding such future events and anticipated performance. In certain cases, forward-looking statements can be identified by the use of words such as “plans”, “expects”, “is expected”, “budget”, “scheduled”, “estimates”, “forecasts”, “intends”, “anticipates” or “believes”, or variations of such words and phrases, or statements that certain actions, events or results “may”, “could”, “would”, “might” or “will be taken”, “occur” or “be achieved”, or the negative of these words or comparable terminology.

By their very nature, forward-looking statements involve known and unknown risks, uncertainties and other factors which may cause the actual performance of the Company to be materially different from any anticipated performance expressed or implied by the forward-looking statements.

Important factors that could cause actual results to differ from these forward-looking statements include, but are not limited to: risks related to failure to define mineral resources, failure to convert estimated mineral resources to reserves, the grade and recovery of ore which is mined varying from estimates, future prices of gold and other commodities, capital and operating costs varying significantly from estimates, political risks arising from operating in certain jurisdictions, uncertainties relating to the availability and cost of financing in the future, changes in equity markets, inflation, changes in exchange rates, fluctuations in commodity prices, delays in the development of projects, conclusions of economic evaluations, changes in project parameters as plans continue to be refined, uninsured risks, and other risks involved in the mineral exploration and development industry.

Although the Company has attempted to identify important factors that could cause actual performance to differ materially from that described in forward-looking statements, there may be other factors that cause its performance not to be as anticipated. There can be no assurance that forward-looking statements such as timing for resource update or exploration potential will prove to be accurate, as actual results and future events could differ materially from those anticipated in such statements. Accordingly, readers should not place undue reliance on forward-looking statements. These forward-looking statements are made as of the date of this presentation and the Company does not intend, and does not assume any obligation, to update these forward-looking statements except as required by law.

Qualified Person

The scientific and technical information in this presentation has been reviewed and approved by Dorian L. (Dusty) Nicol, Senior Exploration Consultant for Galantas, who is a Qualified Person (QP) as defined by National Instrument 43-101.

The QP has reviewed and verified the technical data disclosed herein, including sampling, analytical, and test data underlying the information disclosed.

GALANTAS CAPITAL STRUCTURE

CAPITAL STRUCTURE (as of October 1, 2026)	
Shares Outstanding	838,517,593
Options	5,185,000
Restricted Share Units (RSU's)	32,400,000
Warrants[1]	201,349,702
Convertible Debentures[2]	3,164,702
Fully Diluted Shares	1,080,616,477
Basic Market Capitalization (Share Price C$0.51 on October 1, 2026)	**C$427M**

KEY SHAREHOLDERS	
Eric Sprott (2176423 Ontario Ltd.)	**16%**
Ocean Partners	**12%**
Alpayana S.A.G	**11%**
Franklin Templeton	**9%**
Melquart	**7%**
Management, Insiders, and Advisors	**16%**

RESEARCH COVERAGE

Canaccord Genuity — PETER BELL

SP ANGEL. — JOHN MEYER

1. Exercise price ranges from C$0.12 to C$0.80, expiring between Dec. 20, 2026 and Dec. 31, 2028.
2. Conversion price of US$0.255, expiring Dec. 19, 2026.

INVESTMENT CASE

Quality Assets with Clear Pathway to Production

- Recent acquisition of two brownfield assets with established infrastructure in Tier 1 jurisdiction
- Starting with strong resource base
- Fast track development plan to production

Two Past-Producing Mines in Prolific Mining Regions

ANDACOLLO
Multi-million ounce open pit gold resource

INDIANA
Large, under-explored gold-copper vein system

- Exploration upside and potential for resource growth at both projects

Funded and Supportive Shareholders

- Fully funded to production start

MAJOR SHAREHOLDERS:

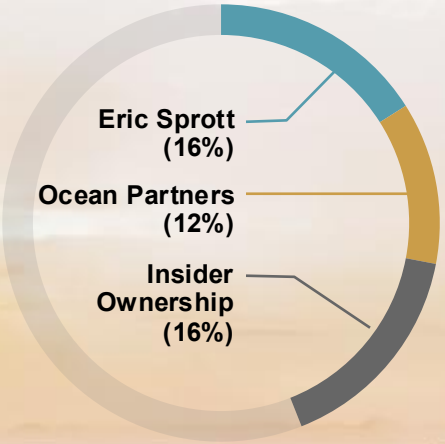

Experienced Team with Strong Track Record

- Proven track record in exploration discoveries, mine development and production
- Focus on delivering high-return, low capital growth projects

NEAR-TERM GOLD PRODUCTION

Two new acquisitions in Chile to transition Galantas to a multi-asset, mid-tier gold-copper producer

ANDACOLLO GOLD

- Near-term production: re-start plan underway
- Large resource: **1.47 Moz Au** in Measured & Indicated and **4.54 Moz Au Inferred** (effective date Feb. 1, 2026)
- Proven past producer: **1.15 Moz Au (1998–2017)** with peak annual production of 135 koz Au at +70% Au recoveries
- Robust technical database: **~1,600 drill holes totaling ~260,000m**

INDIANA

- Near term production: finalizing mine design and mobilizing mine equipment
- **4.93 Mt Inferred at 2.24 g/t Au and 1.31% Cu**, containing 356 koz gold and 64.7 kt copper (effective date Dec. 9, 2025)
- Large-scale exploration potential

ANDACOLLO GOLD PROJECT

ANDACOLLO GOLD PROJECT

OVERVIEW:

- 55 km southeast of city of La Serena, Coquimbo region
- 2 km from the center of Andacollo town
- Adjacent to Teck's copper mine (45,000 tonnes/yr)
- Elevation: 1,100 m above sea level

KEY FACTS:

- **Open pit production of 1.15 million oz from 1995 to 2017**
- **Robust Mineral Resources** (February 1, 2026):

  M&I: 102 Mt at 0.45 Au g/t, containing **1.47 Moz Au**

  Inferred: 348 Mt at 0.41 Au g/t, containing **4.54 Moz Au**
- **Secured 20,000 tpd crushing plant**

20K TPD CRUSHING PLANT SECURED

$4.2M	20,000	3-Stage	M3
USD purchase price	tonnes per day nominal throughput	complete crushing circuit	to relocation, install & commissioning

KEY PROCESSING EQUIPMENT

STAGE 1
C160 Jaw Crusher
Primary crushing

SCREENING
3x Screening Sieves 8x20
Product classification & scalping

STAGE 2
HP800 Standard Cone Crusher
Secondary crushing

STAGE 3
3x HP800 Short-Head Cone Crushers
Tertiary / fine crushing

Complete three-stage circuit acquired from an operating gold mine in Mexico.

To execute the relocation, Galantas has appointed M3 Engineering & Technology Corporation, an internationally recognized engineering firm with extensive experience in the design, construction and delivery of large mining projects throughout the Americas. M3 has commenced detailed engineering and project execution activities, including plant documentation, disassembly planning, logistics, transportation engineering, and preparation for reassembly and commissioning in Chile.

ANDACOLLO GENERAL PROCESS FLOW SHEET*

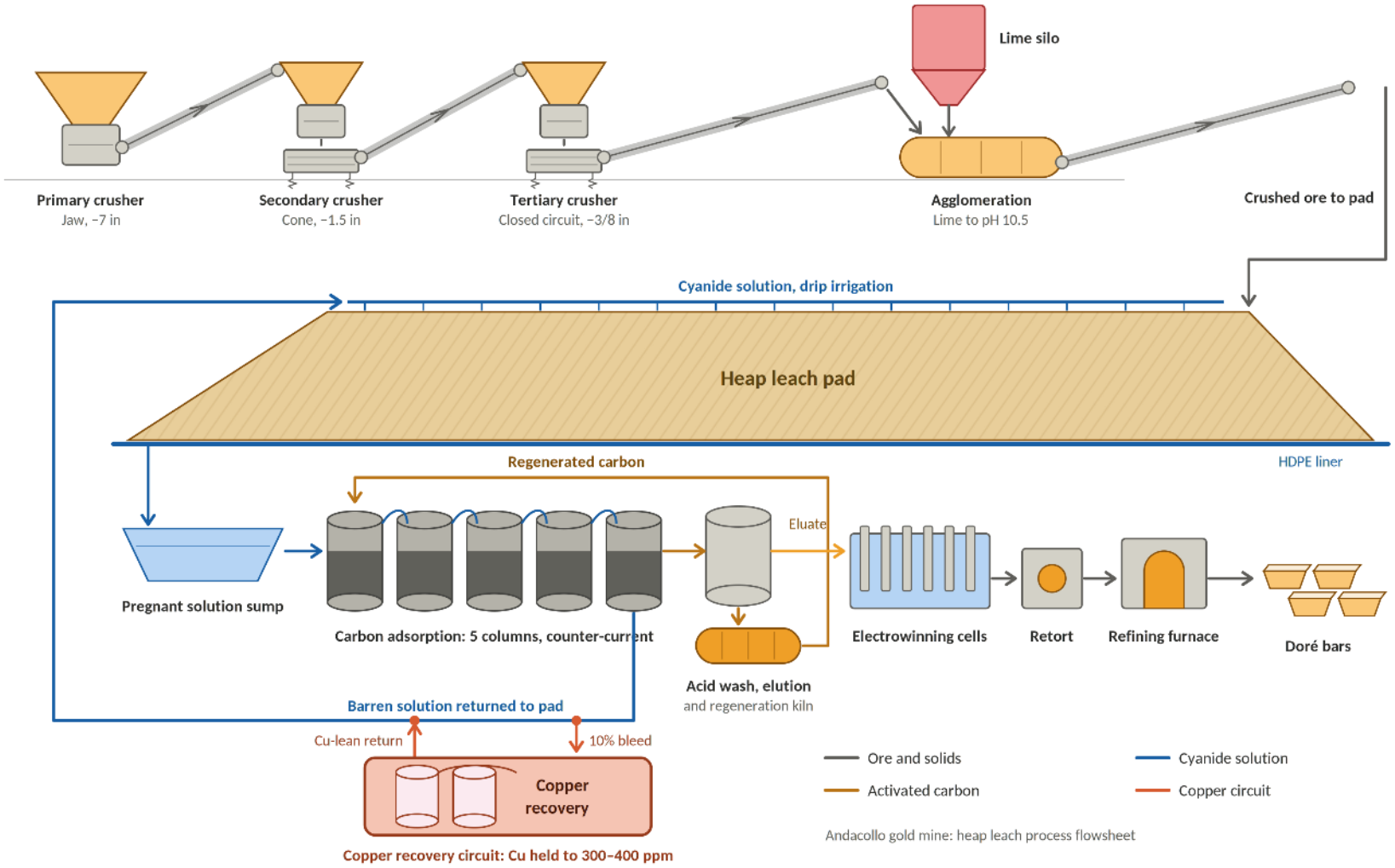

COPPER RECOVERY CIRCUIT

- Installed downstream from the CIC plant on the barren solution loop
- Treats a ~10% bleed of barren solution; the rest returns directly to the pad
- Holds solution copper to 300–400 ppm
- Copper control is a loop effect: barren copper is what gets re-applied to the heap to minimize cyanide consumption

*Source: Technical Report Mineral Resource Update Andacollo Gold Project dated May 4, 2026, Modified from Figure 24-1.

ANDACOLLO GOLD HISTORICAL PRODUCTION

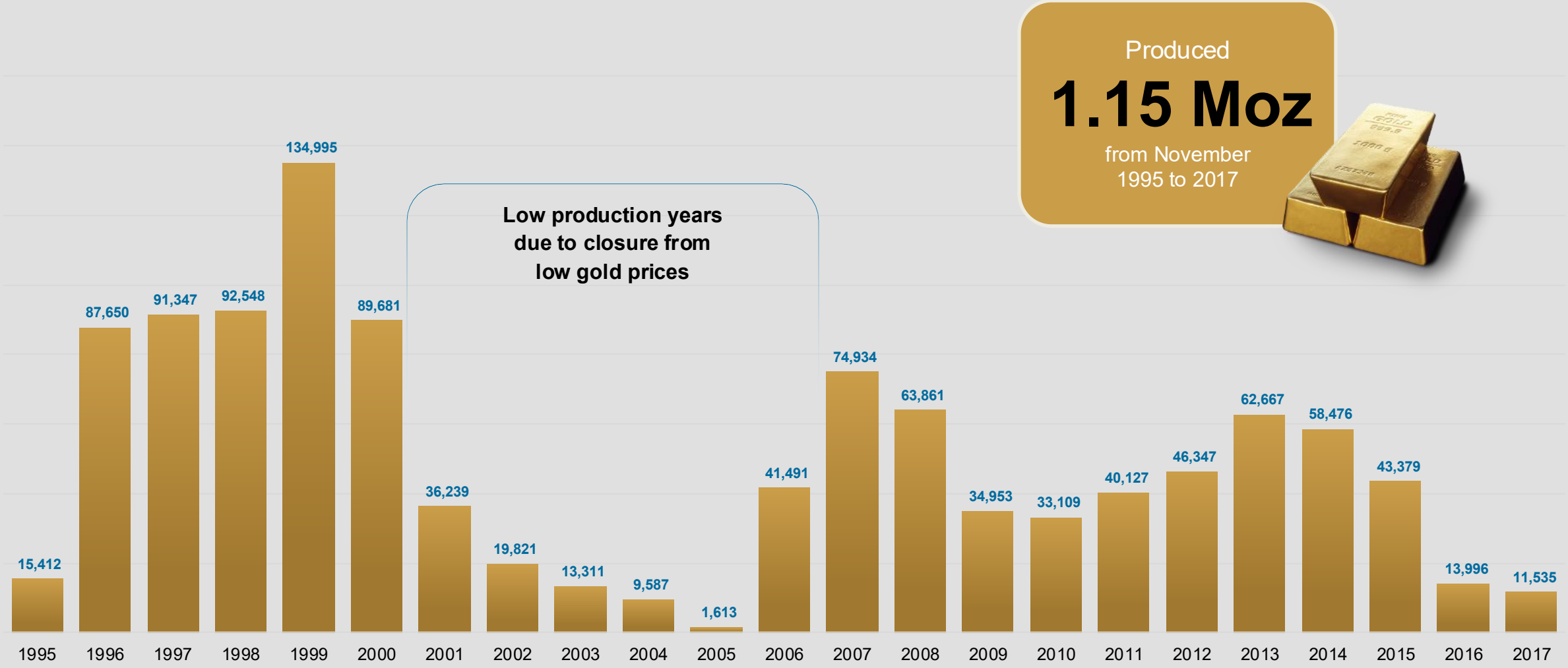

ANDACOLLO GOLD – POTENTIAL FOR GROWTH

- **Teck Resources:**

  Carmen de Andacollo annual production of 45,000-55,000 tonnes of copper and 30,000 to 50,000 oz gold

- Significant potential synergies between the assets that has never been reviewed historically

ANDACOLLO GOLD – EXPLORATION

EXPLORATION POTENTIAL FOR GOLD

- Hosts multiple mineralized mantos and high-grade structures in an area 4km x 2km
- Drilling to commence end of July 2026
- Mineralization open down-dip and along strike of recognized mantos and structures
- Potential to identify new mineralized mantos and structures
- Potential to expand El Sauce higher-grade zone; historic intercepts included in Mineral Resource:
  - **175m grading 0.89 g/t Au from 37m in RCH 2012-46**
  - **130m grading 0.85 g/t Au from 29m in RCH 2012-33**
  - **99m grading 1.47 g/t Au from 190m in RCH 2012-52**

ANDACOLLO GOLD – EXPLORATION

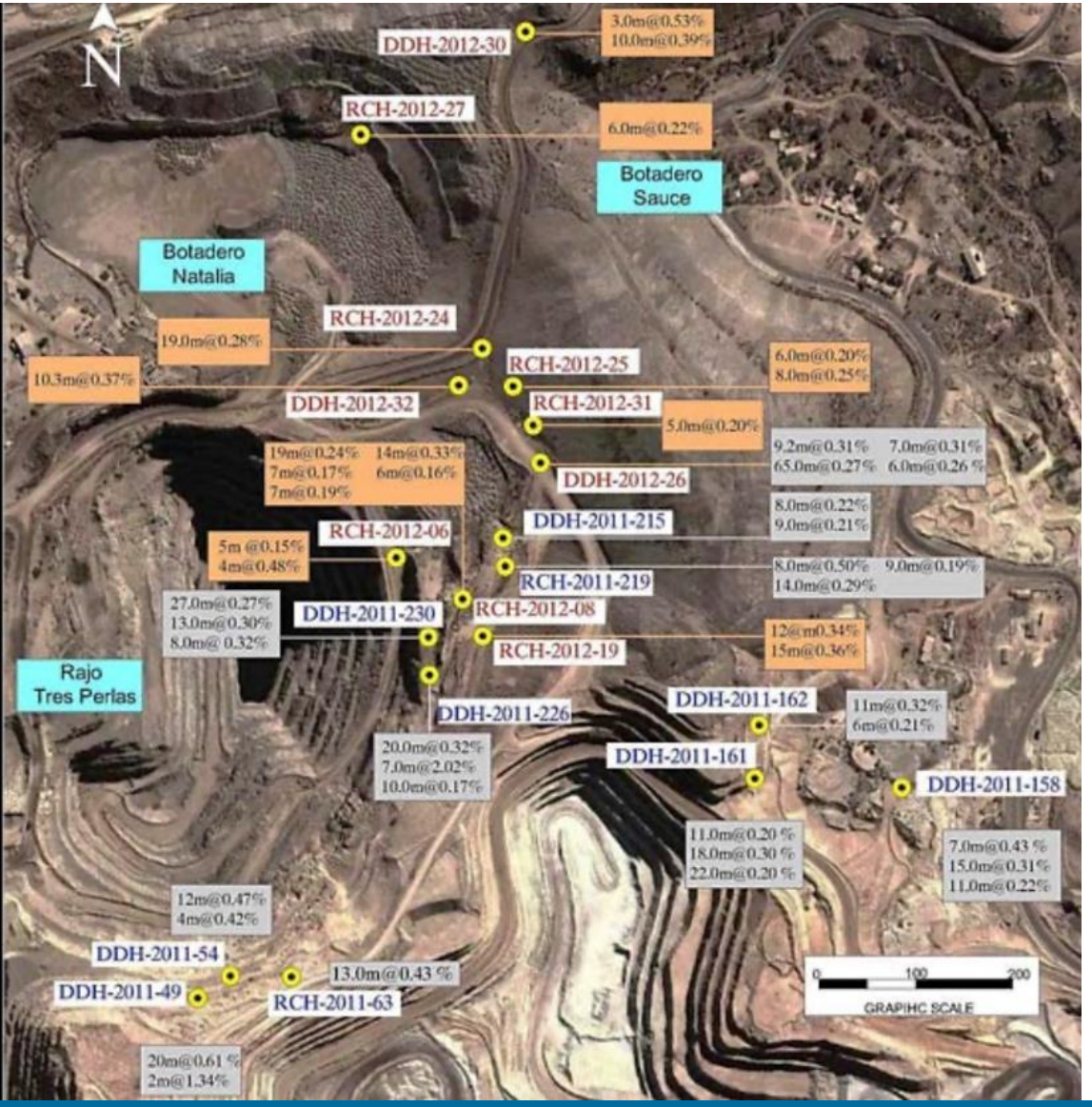

EXPLORATION POTENTIAL FOR COPPER

- **Copper not included in the MRE**
- Significant copper intercepts on property:
  - **37m at 1.83% copper from 37m**
  - **30m at 0.53% copper from 35m**
  - **29m at 0.48% copper from 76m**
  - **22m at 0.47% copper from 37m**
- Copper mineralization from Teck's operating copper mine appears to extend northwards onto Andacollo
- Copper and gold mineralization appears to occur between the two adjoining pits
- High-grade copper target (chalcocite) being targeted at shallow depth below Tres Perlas pit
- **No systematic copper exploration at Andacollo**

ANDACOLLO GOLD – RESTART PLAN

2026 OBJECTIVES

- **Environmental permit received and operating permit expected in Q3**
- **Start recirculation on the existing heap leach pads to build up gold in solution in Q4**
- **Preliminary Economic Assessment (PEA) underway**
- **Prioritize Tres Perlas for initial production**
- **Engage a mining contractor and commence mining end of Q4**
- **Explore potential for copper resources**

➢ **GENERATE NEAR-TERM CASH FLOW**

➢ **REINVEST INTO EXPANSION AND EXPLORATION**

Disclaimer:
The Andacollo Project is at a **conceptual stage**. Mineral resources that are not mineral reserves do not have demonstrated economic viability. Figures presented are estimates for illustrative purposes only. Inferred Mineral Resources are considered too speculative geologically to have the economic considerations applied to them that would enable them to be categorized as Mineral reserves, and there is no certainty that these figures will be realized.

INDIANA PROJECT

INDIANA PROJECT

OVERVIEW

- 40 km north of Copiapó, Atacama region
- Large land package of 8.5km by 10km at low elevation (~800m)
- **Small-scale gold-copper production from 2020-2025**:
  - 1.5km of tunnels along several gold-copper bearing veins
  - +12 UG access points into the vein system.
  - High-grade mineralized material (+15 g/t Au & +20% Cu) was trucked to a toll milling facility (Enami mill) south of Copiapó
  - Recoveries of 90% for both gold and copper sulphides
- Infrastructure at mine site
- Numerous outcropping mineralized veins

➢ **UNDEREXPLORED DISTRICT WITH NEAR-TERM GROWTH POTENTIAL AND MULTI-MILLION OUNCES POTENTIAL**

INDIANA – DISTRICT-SCALE POTENTIAL

GOLD-COPPER MINERALIZED SYSTEM TO DATE

- **29 veins identified to date:**
  - Large-scale mineralized district ~25km strike length
- **7 veins drilled to date:**
  - Only 14,000m drilled; average drill hole depth ~250m with a few to 300m
- **22 veins untested:**
  - Clear multi-million ounce discovery potential across untested systems
- Existing UG development has validated increased widths and grades
- **Inferred Mineral Resources** (Dec. 9, 2025): **4.93 Mt at 2.24 g/t Au and 1.31% Cu, containing 356 koz gold and 64.7 kt copper**
- Significant potential to increase resource within existing footprint

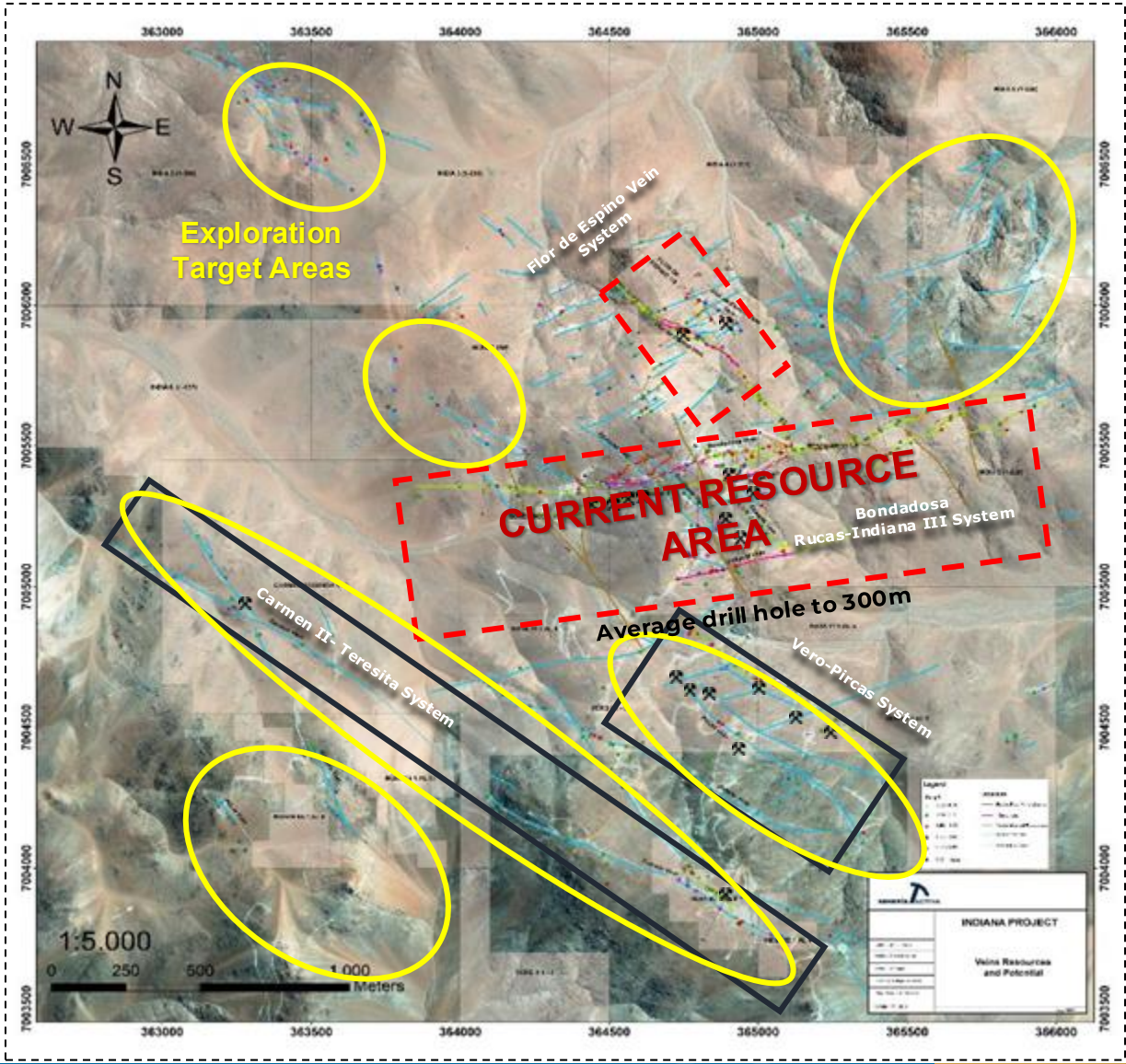

INDIANA – MINERALIZED SYSTEM

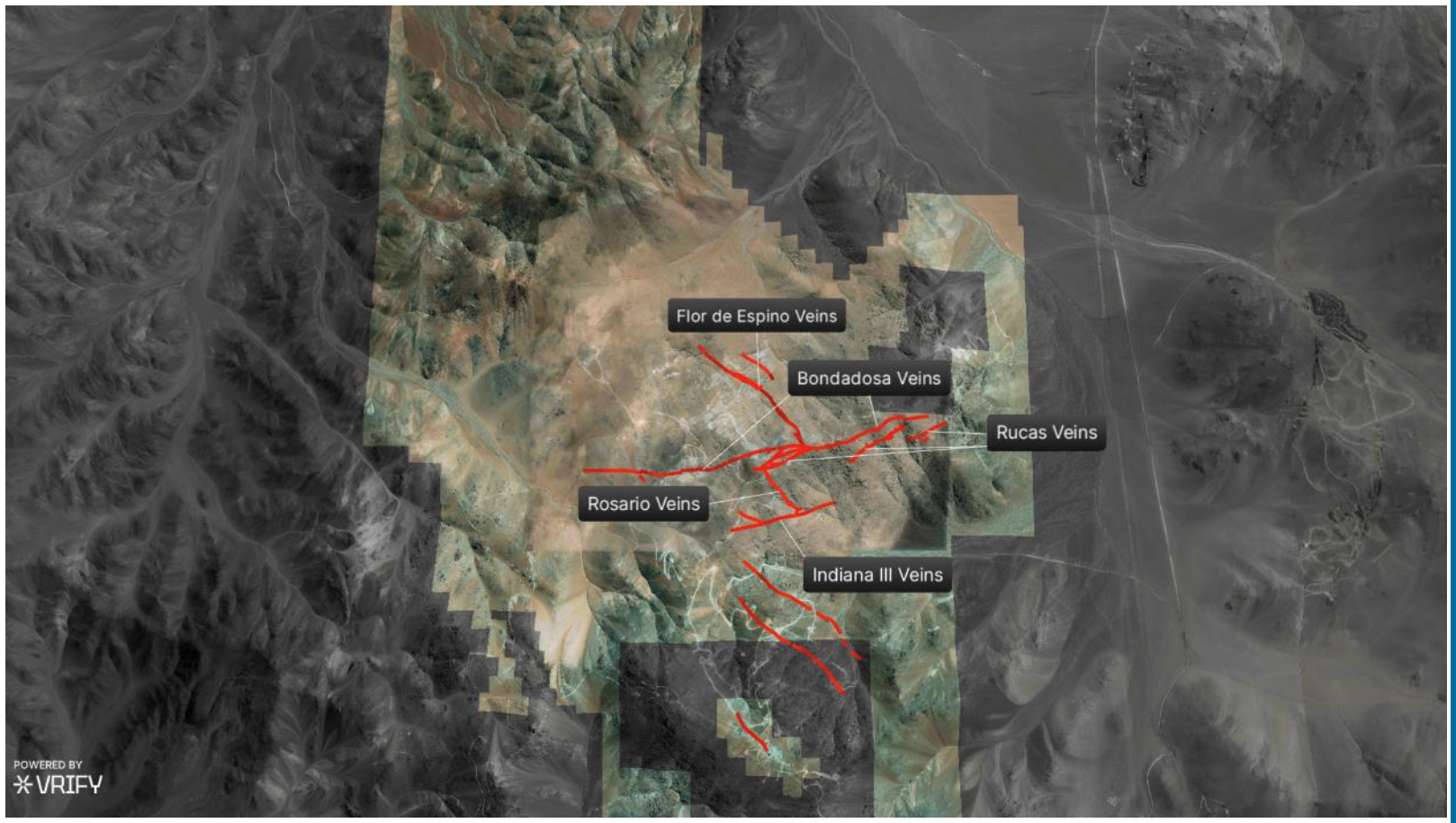


High-grade from Flor de Espino vein – Upper Level (oxides)

High-grade from Bondadosa vein – Lower Level (sulphides)

INDIANA – RESTART PLAN

OBJECTIVES

- **Start production end of 2027**
- **Preliminary Economic Assessment (PEA) underway**
- **Acquire a local mill to complement direct shipping to Enami**
- **Development capex of US$10 million**
- **Advance infill drilling to upgrade resource categories and support mine planning**
  - 7,500m drill program in progress (assays pending)
  - Testing Bondadosa and Flor de Espino veins as well as new exploration targets

➢ **GENERATE NEAR-TERM CASH FLOW**

➢ **REINVEST INTO EXPANSION AND DISTRICT EXPLORATION**

Disclaimer:
The Indiana Project is at a **conceptual stage**, and we are initiating a **Preliminary Economic Assessment (PEA)**. Mineral resources that are not mineral reserves do not have demonstrated economic viability. Figures presented are estimates for illustrative purposes only. Inferred Mineral Resources are considered too speculative geologically to have the economic considerations applied to them that would enable them to be categorized as mineral reserves, and there is no certainty that these figures will be realized.

MANAGEMENT & BOARD OF DIRECTORS

MARIO STIFANO, CEO & EXECUTIVE DIRECTOR

25 years of experience in the mining industry having raised over $800 million. Former CFO of Lake Shore Gold and was a founder and CEO of Cordoba Minerals Corp. Cordoba discovered the large open-pit Alacran deposit in Colombia. Founder and former Chairman of Doré Copper Mining Corp. Director of Sranan Gold Corp.

DAVID CATHER, CHAIR

Mining engineer with 40+ years of experience, held senior executive roles including CEO of Avocet Mining and the Mining Division of Abu Dhabi Capital Group, and COO of European Goldfields. Extensive experience in mining acquisitions, IPOs and mine development. Currently serves as an Independent Director of AK Altynalmas JSC and formerly Chairman of Metals Exploration PLC And Tungsten West, currently NED on both boards.

JAMES CLANCY, DIRECTOR

Held executive positions (controller, CFO and general manager) with companies in the construction industry in Canada, U.S. and internationally. Operates consulting firm specializing in offering financial expertise to the construction industry. Graduated with a honours B.Comm from the University of Toronto in 1970. Holds a CA designation from the Canadian Institute of Chartered Accountants.

BRENT OMLAND, DIRECTOR

Currently CEO of Ocean Partners. A Canadian Chartered Accountant with 15 years' experience in the mining, metals and trading sectors. Held roles with Ivernia Inc., Enirgi Metals Group and Teck.

LAWRENCE ROULSTON, DIRECTOR

Mining executive with 40+ years' experience in geology, finance, and corporate leadership. Trained at UBC, and worked at a major mining company's head office, edited a respected industry newsletter, and led a U.S. mining investment advisory firm. Managed junior and mid-tier companies and is co-founder and Chairman of Metalla Royalty.

ANDREAS L'ABBÉ, CFO (CA, CPA)

20 years of financial and accounting experience in the mining sector. Served as CFO and Corporate Secretary of Discovery Silver Corp. through its growth and transformation as a successful mid-tier producer. Held senior leading finance and strategy positions with a number of producing mining companies, including Director of Finance at Tahoe Resources Inc. and Vice President Finance at Timmins Gold Corp.

DORIAN L. (DUSTY) NICOL, EXPLORATION CONSULTANT

Economic geologist with 50+ years of global experience in exploration and mining. Led successful exploration programs across the Americas, Africa, Russia, and Papua New Guinea, including discoveries exceeding 1.5 million ounces at Jerritt Canyon, Nevada, and significant resource growth in Kyrgyzstan. Managed development and operation of open-pit and underground mines and conducted due diligence for investment funds and acquisitions.

GALANTAS GOLD

ADDITIONAL INFORMATION

ROBUST ANDACOLLO GOLD RESOURCE

EFFECTIVE DATE: FEBRUARY 1, 2026

Resource Classification	Material	Tonnes (Mt)	Au (g/t)	Contained Au (Moz)
Indicated	Oxide	17.6	0.53	0.30
Indicated	Mixed	84.8	0.43	1.17
Total Indicated Oxide + Mixed		102.4	0.45	1.47
Inferred	Oxide	51.4	0.38	0.63
Inferred	Mixed	296.5	0.41	3.91
Total Inferred Oxide + Mixed		347.9	0.41	4.54

Gold Price	COG	Indicated		Gold In Situ	Inferred		Gold In Situ	Waste	Stripping ratio
$/oz	g/t	Tonnes (Mt)	Au (g/t)	Ounces (Moz)	Tonnes (Mt)	Au (g/t)	Ounces (MOz)	Tonnes (Mt)	
1,500	0.205	26.4	0.83	0.70	60.8	0.81	1.58	85.0	0.97
2,000	0.154	47.8	0.65	1.00	115.3	0.64	2.37	153.1	0.94
2,500	0.123	71.2	0.56	1.28	186.0	0.54	3.23	267.3	1.04
3,000	0.102	83.9	0.51	1.38	253.0	0.46	3.74	316.4	0.94
3,200	0.096	90.4	0.48	1.40	290.8	0.44	4.11	354.4	0.93
3,500	0.088	98.6	0.46	1.46	329.3	0.41	4.34	378.5	0.88
3,800*	0.081	102.4	0.45	1.47	347.9	0.41	4.54	412.5	0.92

Notes:

1. The mineral resource estimate has been estimated using the *CIM Definition Standards for Mineral Resources and Mineral Reserves* in accordance with NI 43-101.

2. Mineral resources that are not mineral reserves do not have demonstrated economic viability.

3. In-pit mineral resources are constrained by Pseudoflow optimized pit shells using HxGn MinePlan™ 3D.

4. Pit shells were developed using pit slopes of 50 degrees, a gold price of US$3,800/oz, mining costs of US$5.67/t for both mineralization and waste, US$4.82/t for in-pit dumps, processing costs of US$7.40/t milled, G&A costs of US$0.47/t milled, process recovery of 75.0%, transportation costs of US$0.84/t, discount rate of 8%, and an assumed production rate of 5.475 Mt per annum.

5. In-pit estimates are reported in-situ at a marginal cut-off grade of 0.08 g/t Au.

6. Resource estimations were interpolated using Inverse Distance Weighting squared ("IDW2"); average densities for oxide and mixed mineral types were applied for tonnage calculation purposes.

8. The independent qualified person for the mineral resource estimate, as defined by NI 43-101, is Matthew Halliday, P.Geo., of DRA Americas Inc.

9. The Qualified Person is not aware of any metallurgical, environmental, permitting, legal, title, taxation, socio-economic, marketing, political, or other risk factors that might materially affect the estimate of mineral resources.

10. Figures have been rounded to an appropriate level for the reporting of mineral resources and may not compute exactly as shown.

ROBUST ANDACOLLO GOLD RESOURCE

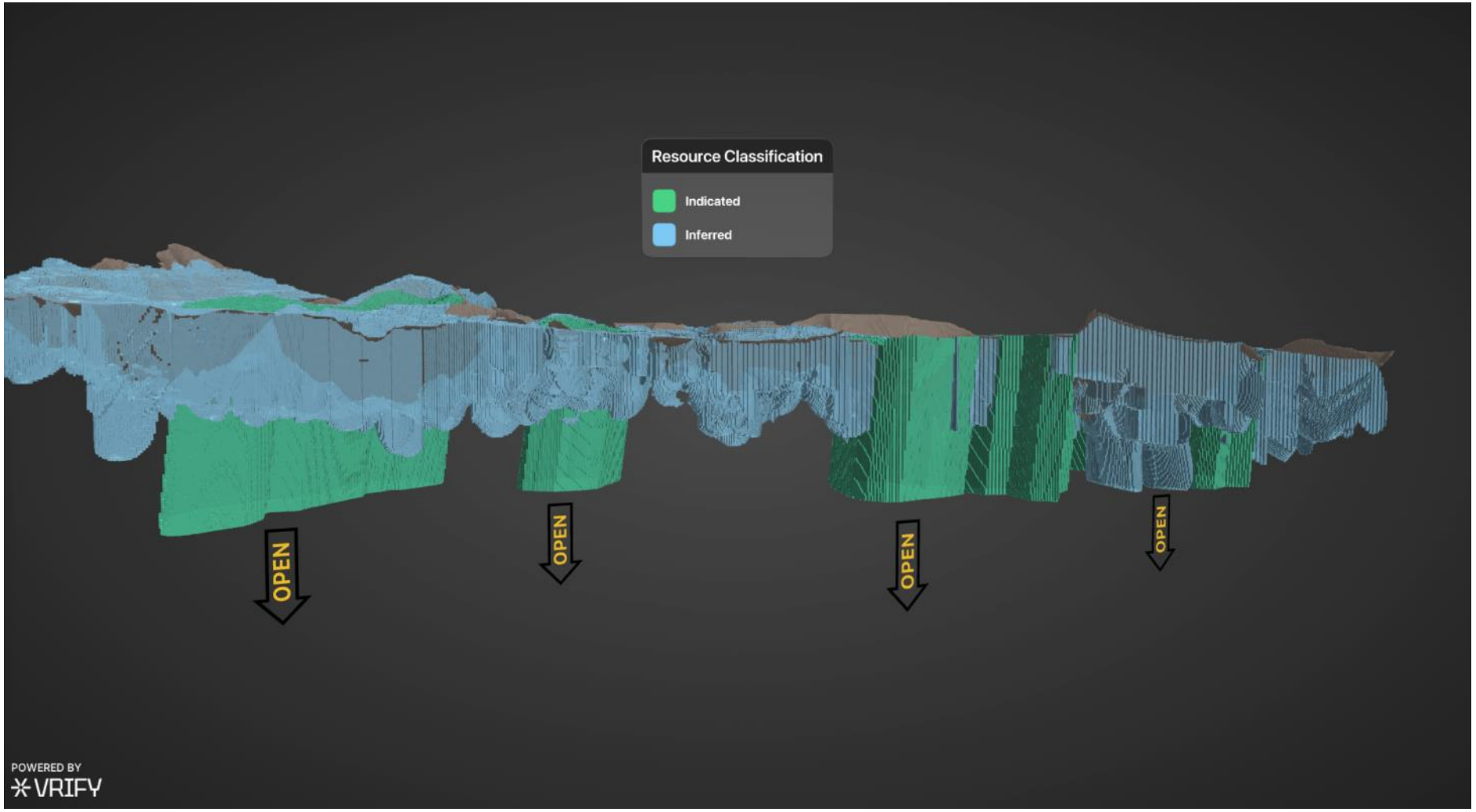

- **2026 drilling program will focus on depth extension and exploring for higher grade zones**

INDIANA MINERAL RESOURCE ESTIMATE

EFFECTIVE DATE: DECEMBER 9, 2025

Resource Classification	Tonnes (000s)	Au (g/t)	Cu (%)	Contained Au (oz)	Contained Cu (t)
Inferred	4,932	2.24	1.31	355,516	64,690

Category	Vein	Tonnes	Au (g/t)	Cu (%)	Contained Au (oz)	Contained Cu (t)
Inferred	Bondadosa	865	1.63	1.39	45,376	11,981
Inferred	Las Rocas	931	3.35	0.98	100,363	9,122
Inferred	Flor de Espino	1,182	1.85	0.92	70,145	10,845
Inferred	Indian III	744	2.39	0.93	57,253	6,907
Inferred	Rosario	497	2.79	3.03	44,527	15,054
Inferred	Teresita	132	2.56	0.47	10,862	626
Inferred	Vero	581	1.44	1.75	26,990	10,155
Total Inferred		**4,932**	**2.24**	**1.31**	**355,516**	**64,690**

Notes:

1. The Mineral Resource Estimate has been estimated using the Canadian Institute of Mining, Metallurgy and Petroleum (CIM) Definitions Standards for Mineral Resource and Mineral Reserve in accordance with National Instrument 43-101 – Standards of Disclosure for Mineral Projects.

2. Mineral Resources that are not Mineral Reserves do not have demonstrated economic viability.

3. Estimates are reported in-situ at a cut-off grade of 0.99 g/t gold equivalent (AuEq) for sulphide material and 0.95 g/t gold equivalent (AuEq) for oxide material, and assumed underground mining costs of US$65/t, US$25/t for sulphides and US$20/t for oxides processing costs, and US$12/t G&A costs.

5. Gold Equivalents (AuEq) are based on a gold price of US$3,200/oz and copper price of US$4.7/lb, and recoveries for the sulphides of 85% Au and 90% Cu, and recoveries for the oxides of 80% Au and 75% Cu.

6. Resource estimations were interpolated using Ordinary Kriging (OK), fixed densities were used by zone as listed in Section 14.6 of the Technical Report.

8. The independent and Qualified Person for the Mineral Resource Estimate, as defined by NI 43-101, is Matthew Halliday P.Geo. of DRA Americas Inc.

9. The QP is not aware of any metallurgical, environmental, permitting, legal, title, taxation, socio-economic, marketing political, or other risk factors that might materially affect the estimate of Mineral Resources.

10. Figures have been rounded to an appropriate level of precision for the reporting of Mineral Resources. Thus, totals may not compute exactly as shown.

INDIANA VEINS

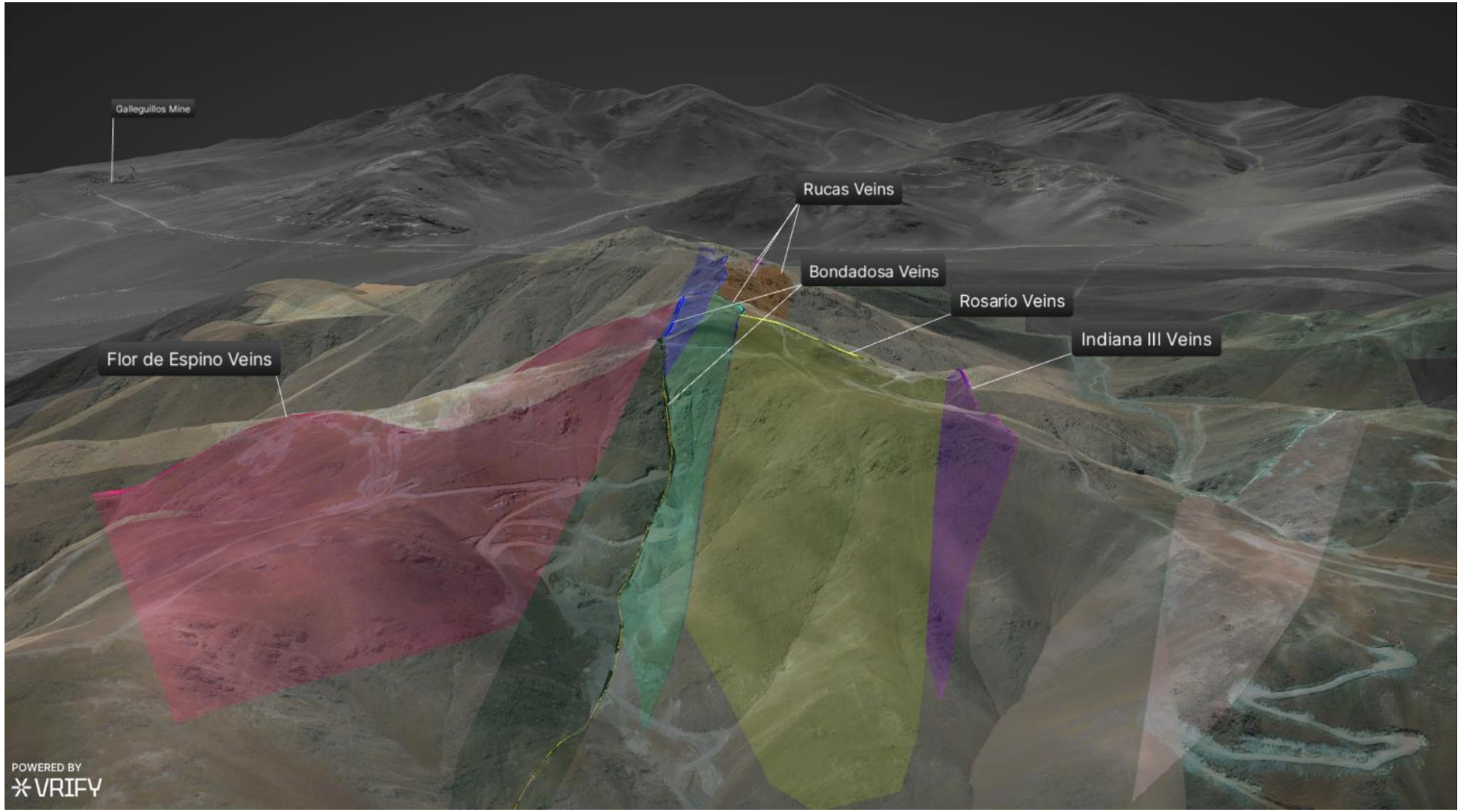

- **2026 initial drilling focused on the Bondadosa and Flor de Espino veins**